



Webinar "Towards Educational Inclusion in ELT"



HOW TO CREATE AN INCLUSIVE CLASSROOM

Celebrate and embrace diversity and differences



April 28th to May 1st 2021

CONTENTS

- 1. Introduction**
- 2. What You Should Know About This Webinar** (by Ana Iris Testa González MS.c.)
 - Platform
 - Time
- 3. Code of Conduct**
- 4. Program** (by Ana Iris Testa González MS.c)
- 5. Assessment and obtaining the certificate of participation** (by Isora Enriquez O´Farrill PhD)
- 6. Tutorial on Telegram for this Webinar** (by Yasmani Camacho Acosta M.Sc.)
- 7. Glossary of Terms for the APCELI/CNC/BC WEBINAR April, 2021 “Towards Educational Inclusion in ELT”** (by Ana Iris Testa González MS.c., Marcel Mendoza Zúñiga B.ed and Yanelis Alsina Williams MS.c.)

Introduction

The Association of Cuban Pedagogues *ELT section (APC-ELI)* Organizing Committee together with the National Foreign Languages Teacher Education Program and the National Board for English Language Education (CNC) is very pleased to welcome EFL teachers, working in Primary, Secondary, Preuniversity, University or Special Education to participate and share professional experiences or research results about Inclusion and attention to diversity. This webinar will be held in April 28th to May 1st 2021.

The WEBINAR "Towards Educational Inclusion in ELT" is aimed at reflecting on educational inclusion and diversity in ELT in Cuba for the strengthening the educational practices of foreign language teachers in keeping with current educational standards to provide equitable and quality education for all.

In this forum, English teachers from different educational background and institutions will have the opportunity to share their professional experiences or research results to cater for inclusion and diversity in English language education and to create paths to a better future.

Meet our team

Webinar Ana Iris Testa González M.Sc.

Coordinator

:

ICT Yasmani Camacho Acosta M.Sc.

Assistant:

Facilitators Ana Iris Testa González M.Sc.

Yanelis Alsina Williams M.Sc.

Marcel Mendoza Zúñiga B.Ed.

General Isora Enriquez O´Farrill PhD President of the National Foreign Languages

Advisors Teacher Education Program

Eduardo GarbeySavigne PhD APCELI General coordinator

Guest • María Alejandra Medina Carrillo (Ecuador). Bachelor in Special

Speakers

- Education. M.Sc. in Neuropsychology and Education.
- Lázaro Armando López Pavon, Ph.D.
Enrique José Varona University of Pedagogical Sciences
 - Zenaida Esperanza Matos Machado Ph.D.
Enrique José Varona University of Pedagogical Sciences
 - Caridad Hernández Pérez, Ph.D.
Enrique José Varona University of Pedagogical Sciences
Minerva Rodríguez British Council Director, CUBA

2. What you should know about this webinar

1. **PLATFORM:** Our webinar is going to be developed in:

a) **Telegram:** To develop all the academic part of our webinar both in Chat or in Voice Chat form. In the Telegram group the only discussion we will have is related to the topic. There everyone can share ideas or thoughts about the topic and of course, we can reflect on lessons learned from the materials, facilitators, the guest speaker or other participants.

2. **TIME:** The webinar lasts for 4 days (April 28th to May 1st). Activities will be carried out in 2 ways:

a) Synchronous: When all the participants should be online the entire time. Synchronous daily sessions should last about 3 to 4 hours. They will include: interaction with the facilitators about the topic and the reflections from the participants. The specific time for each activity can be found in the Program.

b) Asynchronous: After finishing every session the chat will remain open for all the participants to share ideas around the topic. The specific time for the next synchronous activity can be found in the Program.

3. CODE OF CONDUCT: It is utterly necessary for all the participants to endeavor a professional and ethical behavior and discipline throughout the entire webinar.

a) The first day of the webinar, when you begin interacting, you should introduce yourself to the facilitators and the rest of the participants; just provide your name and workplace. The intention of this webinar is participating in the debate of the course topics and sharing ideas, opinions, teaching experiences and research outcomes.

- b) Respect all the participants' opinions and ideas, we should always be open to a diversity of thoughts.
- c) Try to propitiate discussion and debate, never arguing.
- d) Participants should not only respond to the questions for debate given in documents provided for each topic by merely posting their opinions. It would also be interesting to interact with participants, not only with facilitators to encourage interaction. On the other hand, it is not necessary to respond to every posting.
- e) Keep private conversations or issues out of the group chat.
- f) Avoid misleading topics; we should all stay on track of the content of the webinar to guarantee the best comprehension possible.
- g) Be open to constructive criticism.
- h) Avoid the use of gifs, stickers, memes or other kind of media like these ones in the TELEGRAM group chat (think of it as a classroom).
- i) It is important to know that there are inexperienced teachers and student-teachers from Pedagogical Universities who are still working on improving their teaching, their language command and communicative skills. Constructive feedback is always welcome to help them grow, but we recommend using private numbers.
- j) Finally, it is very significant to consider that the articles, papers or research outcomes shared in the group, either by Cuban or foreign authors, are copyrighted; so, if used by participants, the information should be properly referenced to keep to the principles of intellectual property. **PLEASE, BE CAREFUL, plagiarism** is an extremely serious academic offense and there are many digital platforms and tools to detect it.

4. Program

Although the webinar is scheduled to begin next April 28th there are some other activities to fulfill in the first stage (Initial Webinar). The following chart shows the time allocation of the activities as well as a detailed explanation for each of them and the person you should address via PV in case you have any doubt or issue related to the webinar.

Da y	Time	Activities	Advice	Led by
April 23 rd	All Day	<ul style="list-style-type: none"> • Creation of the Telegram Group. / Creación del grupo en Telegram. • Posting the Link for Official Registration. / Enviar el link para la inscripción oficial del curso. 		Yasmani Camacho Acosta
April 24 th	All Day	<ul style="list-style-type: none"> • Registration Process/ Proceso de Inscripción 		All the Participants
April 25 th	All Day	<p>Completing the Registration Process./Completar el proceso de inscripción</p> <ul style="list-style-type: none"> • Uploading the video conferences for the Webinar/ Enviar las video conferencias para el curso. 		Yasmani Camacho Acosta
April 26 th	All Day	<ul style="list-style-type: none"> • Downloading the schedule of the webinar/ Descargar el horario del curso • Downloading and Studying the Booklet/Descargar y estudiar el programa del curso <ul style="list-style-type: none"> • Downloading the materials for the webinar/ Enviar los materiales para el curso. 	<p>Take your Time to read the <i>Booklet</i>, it contains very useful information to help you throughout the entire experience / Toma tu tiempo para leer el programa que contiene información muy útil que te ayudará a través de esta experiencia</p> <p>The materials uploaded in the <i>Telegram Group</i></p>	All the Participants

		<ul style="list-style-type: none"> • Preparation for the webinar /Preparación del curso <p>The participants should send questions to the specialist about the topics/ Los participantes deben enviar las preguntas a los especialistas sobre los temas de las video conferencias.</p>	<p>are materials that you can consult to deepen in the topic of the webinar. / Los materiales enviados son materiales que sirven para consultar y profundizar en los temas del curso.</p>	
April 27th	10:00a.m. (Sync)	<ul style="list-style-type: none"> • Meeting in Voice Chat in Telegram for testing connectivity. / Encuentro de los participantes en el chat de voz para probar conectividad 	<p>It would be very good for all the participants to have the best connectivity spot identified in the house, school or other place to guarantee full experience during the webinar./Será bueno para los participantes tener la mejores condiciones de conectividad ya sea en casa, escuela o otro lugar que garantice toda la experiencia del curso</p>	<ul style="list-style-type: none"> • Yasmani Camacho Acosta • Yanelis Alsina Williams
1st day April 28th	9:00-am (Sync)	<ul style="list-style-type: none"> • Starting Synchronous activities DAY 1 /Día 1 Empezando las actividades en tiempo sincrónico • Opening words via Voice Chat/ Palabras de apertura por el chat de 		Isora Enriquez O´Farrill PhD

		voz		
	<p>9:10-10:40 am (Sync)</p> <p>10:40 to 12:00 pm</p>	<ul style="list-style-type: none"> • Video conference: Neurociencia y Aprendizaje del idioma ingles (Meeting in Voice Chat in Telegram) /Videoconferencia: Neurociencia y Aprendizaje del idioma ingles (Encuentro en el chat de voz en Telegram) • Questions to the specialist/ Preguntas a los especialistas <p>Answering to some of the questions previously sent by the participants and a live Qs and As session at the end if possible. /Las respuestas a algunas de las preguntas enviadas por los participantes y preguntas y respuestas en vivo al final si es posible</p> <p>Comments on telegram/ Comentarios en telegram</p>	<p>These questions will be in Spanish/ Las preguntas serán en español.</p>	<p>María Alejandra Medina Carrillo (Ecuador)Ms.c</p> <p>All the participants</p>
	12.00-1.00 pm	Receso		
	<p>1:00-2:30 pm</p> <p>3:35 pm on</p>	<ul style="list-style-type: none"> • Video conference: Educación Especial: Retos y desafíos. (Meeting in Voice Chat)/ Videoconferencia: Educación Especial: Retos y desafíos. (Encuentro en chat de voz) • Questions to the specialist <p>Answering to some of the questions previously sent by the participants and a live Qs and As session at the end if possible.</p> <p>/Las respuestas a algunas de las preguntas enviadas por los</p>	<p>These questions will be in Spanish/ Las preguntas serán en español.</p>	<p>Lázaro Armando López Pavón PHd.</p> <p>All the participants</p>

		<p>participantes y preguntas y respuestas en vivo al final si es posible</p> <p>Comments on telegram/ Comentarios en telegram</p> <ul style="list-style-type: none"> • Sharing thoughts and Ideas about the presentations on telegram/ Compartir ideas acerca de las presentaciones en telegram 	<p>This interchange will be in Spanish. / Este intercambio será en español.</p>	
<p>2nd day April 29th</p>	<p>9:00 am on</p> <p>From 9:00 am to 12:00 pm</p> <p>From 12:00 pm to 3:00 pm</p> <p>From 3:00 pm</p>	<p>Asynchronous discussion about DAY 2 topic will be in English/ Día 2 Discusión de los temas en tiempo asincrónico y en Inglés todo el tiempo.</p> <p>Topic 1: An approach to current theories like neuroscience</p> <p>Documents to reflect on</p> <ul style="list-style-type: none"> -Using inclusive practices. Teaching English by Lucy Norris British Council 2019 - Cognitive Neuroscience of Foreign Language Education: Myths and Realities by Ali Nouri Assistant Professor, Malayer University, Iran <p>Topic 2: Teaching and caring for children with special needs</p> <p>Document to reflect on</p> <ul style="list-style-type: none"> - Language learning and students with special educational needs by David Wilson, Specialeducationalneeds.com <p>Topic 3: Attention to gifted students through English language teaching</p> <p>Document to reflect on</p>	<p>This is the perfect time to share your remaining thoughts on the topic with the group for the rest of the day. /Este tiempo es perfecto para compartir sus ideas acerca del tema con el grupo el resto del día.</p>	<p>All the participants</p>

	<p>11: 00 Am (Sync)</p>	<ul style="list-style-type: none"> • Topic: Herramientas para la inclusión educativa en la escuela cubana. • - Interaction with experts, answering to some of the questions previously sent by the participants and a live Qs and As session at the end if possible. <p>Closing words via Voice Chat</p>	<p>This exchange will be in Spanish. /Este intercambio sera en español.</p>	<p>Esperanza Matos Machado PHd. and Caridad Hernández Pérez PHd</p> <p>Isora EnriquezO ´Farrill PhD</p>
--	------------------------------------	---	--	---

5. Assessment and obtaining the certificate of participation

All participants who have registered for the course have the right to participate and benefit from the information provided by facilitators. However, in order to obtain the CERTIFICATE, participants should contribute actively to **ALL THE DEBATES** of the course topics and essentially, deliver an essay.

This online course has been registered at FELEX- UCPEJV. Therefore, to get an accredited certificate, you must upload a photocopy of your university title **AS SOON AS POSSIBLE** and submit the final essay by **MAY 20TH 2021**.

Requirements for an academic essay

- The essay must be written about 1 of the topic you freely choose out of the 4 topics debated in the course.
- The length of the papers ranges from 800 to 1000 words
- It can be written in English or Spanish
- The essay must be written in 3rd person
- Bibliography references should be presented using APA format
 1. Letter Paper Format
 2. The first word of each paragraph should be intended one half inch
 3. Uniform margins 2.54 cm at the top, bottom, left and right sides
 4. It is recommended by APA to use Times New Roman size 12 font
 5. It should be double spaced

Title Page

- Title of your paper
- School affiliation
- Author name (till 3)
- Date

INTRODUCTION

1. -The introduction includes initial background information about the topic and how the rest of the essay is organized.
2. -Objective of the essay (thesis statement)

BODY

3. Present your ideas about what your level of knowledge and learning in general
4. -Present facts, statistics, or other people's thoughts to back up the point you have about the topics presented in the course and why it is important to deepen into them
5. -Present the result of a diagnosis in your research about the themes presented in the course and what people know about the topics. This should come out as a result of surveying some colleagues or teacher trainees - in your local context- at least 3 people.

CONCLUSION

6. -Communicate lessons learned from the webinar.
7. -Describe how you plan to cascade and pass to other colleagues and students trainees what you have learned in this webinar.

REFERENCES

8. The reference list should be the sources that were cited in your essay.
9. It is necessary to use APA format

The essay must be sent to the coordinators of the course via email address. The deadline to send the essay is MAY 20TH.

- You should email your written tasks **as a pdf or word document** to the contacts provided by the corresponding facilitator (s) of the course:

Email: yanelisalsina696@gmail.com

Phone number: 58049749

Email: marcel951122@gmail.com

Phone number: 54748148

Email: testa9704@gmail.com

Phone number: 53879044

Certificates will be awarded online and sent to each participant via their private WhatsApp numbers

Please, if you need to make an enquiry, ask for clarification or provide a suggestion for future online courses, do not hesitate to contact the facilitators or any of the group admins directly via their private numbers.

❖ **Evaluación y obtención del certificado de participación**

La evaluación sistemática del curso será sobre la base de los intercambios en los chats de Telegram, tanto en de forma escrita como en el *Chat de voz*.

Todos los participantes podrán recibir certificados de participación.

Este curso online está registrado con tomo y folio como parte de las acciones de superación de FELEX- UCPEJV. Para recibir certificado con crédito de la FELEX- UCPEJV, es obligatorio enviar **fotocopia del TITULO** donde se lea con claridad el tomo y le folio y además debe entregar el trabajo final.

Fecha de entrega. 20 de mayo de 2021

Como evaluación final los participantes entregarán un ensayo que incluya lo siguiente:

Requisitos del ensayo:

- Podrá ser escrito en español o en inglés
- El ensayo debe escribirse en 3ra persona
- Debe tener entre 800 a 1000 palabras
- Debe presentar las referencias bibliográficas en formato APA
 6. Formato de hoja carta
 7. Margen - 2.54 cm
 8. Sangría (Debe aplicarse al iniciar un párrafo con un margen de 3cm con respecto al borde de la hoja)
 9. Tipo de letra: Times New Roman 12 pt.
 10. Interlineal doble

Portada

- Título
- Institución
- Autor (HASTA 3)
- Fecha

INTRODUCCIÓN

- 1.- una introducción sobre el interés inicial en el tema y a la organización del ensayo
- 2.- objetivo del presente ensayo (exposición de la tesis central)

DESARROLLO

3. una reflexión sobre el nivel de aprendizaje logrado de forma general
- 4.- una reflexión sobre una de las temáticas abordadas en el curso que le interesa seguir profundizando y porqué
- 5.- resultado de una indagación diagnóstica sobre el conocimiento que sobre estos temas existe en su radio de acción, a partir del intercambio con un mínimo de tres profesores de inglés o estudiantes en formación.

CONCLUSIONES

- 6.- Lecciones aprendidas
- 7.- Cómo proyecta la multiplicación de las lecciones aprendidas entre sus compañeros y estudiantes que se forman como profesores.

REFERENCIAS BIBLIOGRÁFICAS

8. Debe estar presente la bibliografía en caso de hacer referencias a otros autores.
9. Necesario utilizar la norma APA

El ensayo será enviado a los coordinadores por vía correo a las direcciones correspondientes en un plazo de 1 mes.

Email: yanelisalsina696@gmail.com

Phone number: 58049749

Email: marcel951122@gmail.com

Phone number: 54748148

Email: testa9704@gmail.com

Phone number: 53879044

Los certificados se entregarán a cada participante a su número privado por whatsapp.

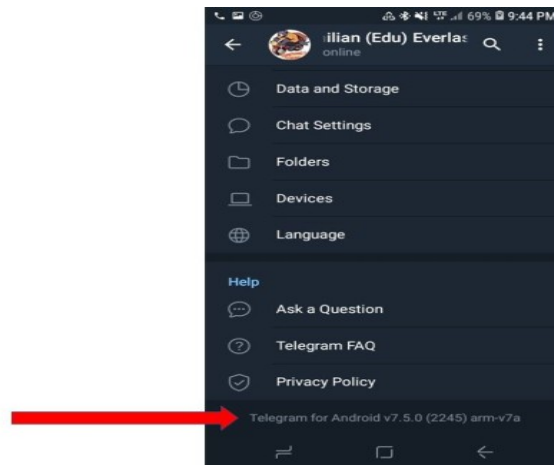
6. Tutorial on Telegram for this Webinar

Welcome, this guide will serve as a tool for those who don't know their ways in the Telegram platform. This is not a full tutorial on this platform, but the ABCs and the steps to guarantee the best experience possible during the WEBINAR.



TELEGRAM

First you have to check if the version of telegram that you have is the latest (v7.5.0 (2245) arm-v7a):

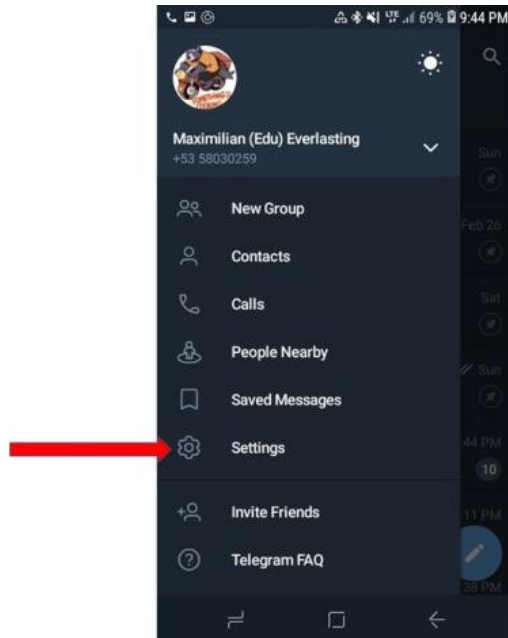


How do we check this?

1st- Open your telegram and go to the menu section on the top left corner as it is marked on the picture:



2nd- After pressing that button, go to the Settings button:



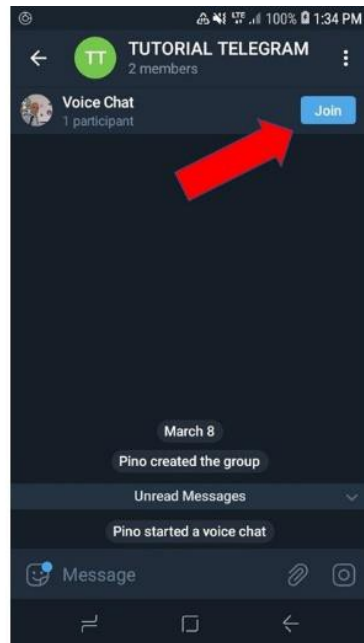
3rd- Once you press the settings button, roll down till the bottom and you'll see the current version of the app as shown in the first picture.

If you don't have that version go to telegram main page telegram.org/apps and there you will find the compatible version of telegram for your device.

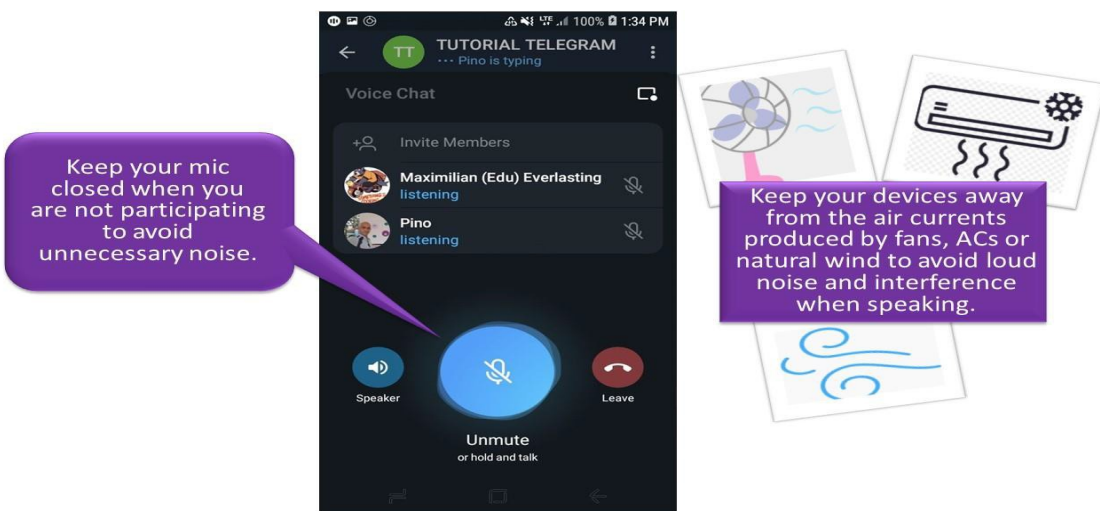
After checking if you have the specified version and once included in the **Webinar Group** you will have access to everything you need for the course.

During the Webinar you will have sessions via Voice Chat. To participate, all you need to do is join after it is open by the admin.

1st- To join **Telegram Voice Chat** press the *Join* button once it becomes available at the top right corner of the screen.



Once you are in you will see this screen:



Unmute your mic if you want to speak to the group.

7. Glossary of Terms for the APCELI/CNC/BC WEBINAR April, 2021 "Towards Educational Inclusion in ELT"

Diversity:

The concept of diversity encompasses acceptance and respect. It means understanding that each individual is unique, and recognizing our individual differences. These can be along the dimensions of

race, ethnicity, gender, sexual orientation, socio-economic status, age, physical abilities, religious beliefs, or other ideologies. It is the exploration of these differences in safe, positive, and nurturing environment. It is about understanding each other and moving beyond simple tolerance to embracing and celebrating the rich dimensions of diversity contained within each individual.

<https://www.qcc.cuny.edu/diversity/definition.html>

Inclusion: The act of including someone or something as part of a group, list, etc., or a person or thing that is included.

The idea that everyone should be able to use the same facilities, take part in the same activities, and enjoy the same experiences, including people who have a disability or other disadvantage.

<https://dictionary.cambridge.org>

Inclusive education: -also called inclusion- Is education that includes everyone, with non-disable people (including those with special educational needs) learning together in mainstream school colleges and universities)

<https://www.allfie.org.uk>

Special needs:

The definition of special needs pertaining to a child includes a wide variety of conditions including physical ailments, learning disabilities, and terminal illness.

<https://www.investopedia.com/terms/s/specialneedschild.asp>

Special Educational needs

Children with special educational needs are children first and have much in common with other children of the same age. There are many aspects to a child's development that make up the whole child, including - personality, the ability to communicate (verbal and non-verbal), resilience and strength, the ability to appreciate and enjoy life and the desire to learn. Each child has individual strengths, personality and experiences so particular disabilities will impact differently on individual children. A child's special educational need should not define the whole child.

NCSE. (2014). *Booklet for parents*. p. 9

Necesidades Educativas Especiales: Se refiere a personas que, debido a distintas características o circunstancias, tendrán, de forma permanente o temporal, problemas de aprendizaje para adaptarse al currículum común y por ello, necesitarán de más recursos y/o atención específica, en este caso es cuando se habla de necesidades educativas especiales". (Warnock, M. Informe Warnock, 1987, p 2)

Gifted

gifted or talented: Students, children or young who give evidence of high achievement capability in areas intellectual, creative, artistic or leadership capacity or in a specific field, and who need services and activities not ordinarily provided by the school in order to fully develop those capabilities.
<https://giftedconsortium.com>

Talento: Aquel que se caracteriza por sus resultados altamente satisfactorios en una o varias áreas del conocimiento, las artes y/o el deporte, con altos niveles de motivación por el aprendizaje y que se distingue por el estilo con que aprende y la capacidad para asumir o proponer cambios en los contextos escolar y familiar.(C. Fernández, 2002: pág. 17)

Neuroscience:

Neuroscience, also known as Neural Science, is the study of how the nervous system develops, its structure, and what it does.

Neuroscientists focus on the brain and its impact on behavior and cognitive functions. Not only is neuroscience concerned with the normal functioning of the nervous system, but also what happens to the nervous system when people have neurological, psychiatric and neurodevelopmental disorders.

<https://neuro.georgetown.edu/about-neuroscience/>

Neuroscience is currently trendy, particularly the so-called cognitive neuroscience, the portion of neuroscience devoted to study the relationships between the nervous system and human cognition (Gazzaniga, Ivry, & Mangun, 2002).

<https://www.sciencedirect.com/science/article/pii/S1135755X15000238>